






SHAMBHU DAYAL GLOBAL SCHOOL
EXPERIENTIAL LIFE LONG LEARNING ACTIVITY
MONTH-SEPTEMBER
CLASS-6

SERIAL NUMBER	SUBJECT	CONTENT (EXPLANATION)	MATERIAL REQUIRED	AT THE TIME OF CONDUCTING ACTIVITY PICS
1.	MATH	<p style="text-align: center;">Topic- Fractions</p> <p>Activity- Find fractions with fun</p> <p>Procedure- Students take a counter with two different colours. Then toss that 20 times and record the result. Accordingly they create fractions for both the colours. By this way students will be able to understand the numerator and denominators and how the fraction formed.</p> <p style="text-align: center;">Topic- Decimals</p> <p>Activity- Find nutritional facts on food wrapper</p>	<p>1 A4 sheet 1 counter with two different colour Pen, colours</p> <p style="text-align: center;">Material Required- 1 A4 sheet</p>	


		<p>Procedure- In this activity, students need to take one food wrapper. Note down any four nutritional facts and add them. By this way students learn to add the decimal numbers as well as their place values.</p>	<p>1 empty food wrapper pen and colours</p>	
2.	SCIENCE	Unit 3 - Reaction between acid and base	<p>Required DIL.HCL ,NAOH,PHENOPT HALIN INDICATOR,TEST TUBE,DROPPER. Required shoe box, black paper,</p>	




3.	HINDI	<p>□□□□□□- □□□□</p> <p>□□□□</p>	<p>A4 sheet Colours Ticket</p>	
----	-------	---------------------------------	--	---

4.

ENGLISH

In the Tongue Twister Activity, students will practice saying fun, challenging phrases quickly and clearly. This activity helps improve pronunciation, diction, and focus while building confidence in speaking. Students will take turns saying each tongue twister, adding a playful twist to language learning.



5.	FRENCH	<p>Topique- Presentez Quelque'un Activity- Presentez votre Pere ou Mere (Presenting your Father or Mother using Adjectives)</p>	<p>Notebook/ A- 4sheet, Sketch pens, etc.</p>	
6.	SANSKRIT	<p>□□□□□□□□ □□□□□□ 1□□ 20□□ □□□□□□□□ : □□□□□□ □□□□□□ □□□□ □□ □□□□ □□□□□□□□ □□□□□□□□ □□□□ □□□□□ □□□□□□□□ □□□□□□□□ □□□□□□□□ □□□□□□□□ □□□□□□□□ □□□□□□□□ □□□□□□□□ □□□□□□□□ □□□□□□□□ □□□□□□□□ □□□□□□□□ □□□□□□□□ □□□□□□□□ □□□□□□□□ □□□□□□□□</p>	<p>a/4 □□□□ □□ □□□□□□ □□□□□□, □□□□□□ □□□□□□□□ □□□□□□□□</p>	
7.	INDIVIDUAL AND SOCIETIES	<p>Topic- Rural and Urban settlement</p>	<p>chart paper, colors, internet, etc</p>	

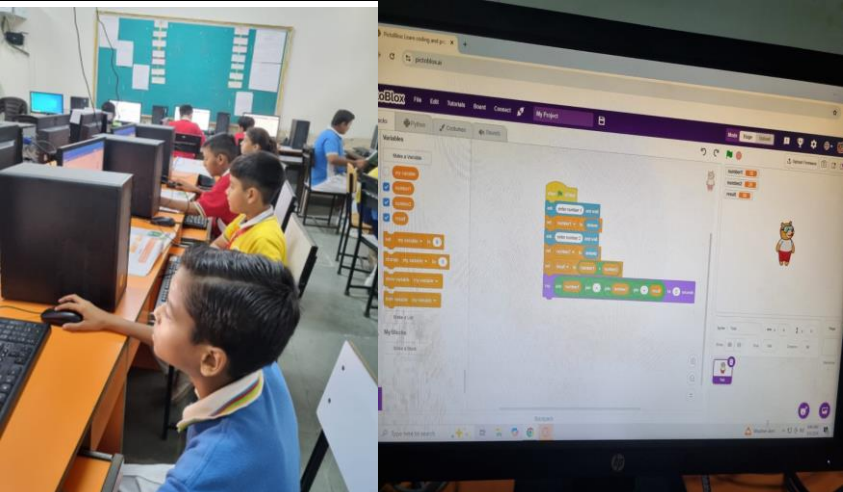
8.

PHE

Khelo India Programme


Practical
file, colour pen
, marker & chart
paper



9.	DESIGN	Activity 1: Addition with Tobi Activity 2 : Age Group Classification	Computer Lab	 The image is a composite of two photographs. The left photograph shows a classroom computer lab with several young students sitting at desks, working on computers. The right photograph is a close-up of a computer monitor displaying the Scratch programming environment. The Scratch workspace shows a script area with several orange 'say' blocks and a 'when green flag clicked' block. A small cartoon character, Tobi, is visible on the right side of the screen.
----	--------	---	--------------	---





10.	VISUAL ARTS	Topic Canvas painting	canvas,coin,sutli, rajma,color,	 Three students are shown holding their canvas art projects. The student on the left holds a canvas with a tree shape made of coins and sutli. The student in the middle holds a canvas with a tree shape made of coins and sutli. The student on the right holds a canvas with a tree shape made of coins and sutli.
-----	----------------	-----------------------	------------------------------------	--



